

SEMPERIT INDUSTRIAL HOSES Top sellers



SEMPERIT

Since 1824 expertise in rubber technology








The Austrian Semperit AG is an international group of companies for highly specialized rubber products. As leading European manufacturer of **industrial hoses**, the **Semperit Hoses** business develops and distributes products from highest quality standards for your individual solution since 1872.

Industrial hoses are used to transport a wide variety of media and are primarily used in the construction and transport industries as well as in industrial and agricultural engineering.

Your reliable hose partner for heavy duty and construction!



TABLE OF CONTENT

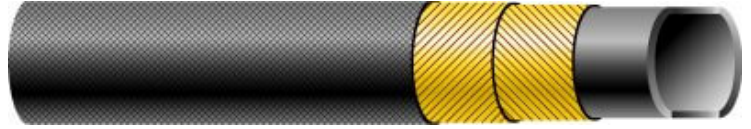
1. TRANSFER ABRASIVE MATERIALS	3
1.1. MORTAR – SMK, SM40	4
1.2. SHOT BLAST – SM1  STRAHLMEISTER 	6
1.3. SHOT BLAST – SM2 	7
1.4. CONCRETE STEEL – SM170, SM200	8, 9
1.5. SILO HOSE: SES55, SMSP	10, 11
2. HEAVY DUTY PNEUMATIC AND HYDRAULIC TRANSPORT	12
2.1. SIGMA  PLUS FS3320	13
3. WATER / WASTEWATER SUCTION AND DELIVERY HEAVY DUTY	15
3.1. IESD	16
3.2. IFSD	17
4. AIR / WATER	18
4.1. PLW20	19
4.2. PL1	20
4.3. P16	21
4.4. PLD	22
4.5. SEMPERIT SUPREME 	23
4.6. MP20-EPDM	25
4.7. COLORFLEX	27
4.8. PWM20	29
5. HOT WATER / STEAM	30
5.1. SUPRA	31
5.2. DHH	32
5.3. DS1 ULTRA	33
5.4. DS2 BLACK / RED	35, 36
6. FIRE FIGHTING	37
6.1. INP-UPE-WRAP	38
6.2. IWF	39
6.3. IWFS	40
7. OIL / FUEL HOSES – TRANSPORT AND DELIVERY, MOBILE TANKS	41
7.1. TMR4	42
7.2. TMR4 ULTRAFLEX	43
7.2. TM30	44
7.3. TM30 FLAT CORRUGATED	46
7.4. TM1-TANKMEISTER 	48
7.5. TM3D-TANKMEISTER 	50
7.6. TU20	51
7.7. TUC20	52
8. VEHICLE	54
8.1. FUEL HOSE FUB	55
8.2. AIR BRAKE HOSE FBD	57
8.3. COOLANT HOSE FKD-R	58
8.4. LPG GAS HOSE FPB R67/R110	59
9. OIL / FUEL MATRIX	61
10. SEMPERIT INDUSTRIAL HOSES APPLICATION OVERVIEW	64
11. GENERAL INFORMATION	66



**TRANSFER ABRASIVE
MATERIALS**

SMK

Plaster hose - 10 bar



SPECIFICATIONS

Application	Specially designed hose for dry application (e.g. cement, grit) and wet application (e.g. plaster, wet concrete). Developed for conveying abrasive mediums such as cement, sand, aggregates, gravel, etc.
Feature	Very long service life due partly to the use of abrasion resistant rubber in the tube and cover, and partly to increased thickness of the tube - thicker wear layer. Average wear of the tube 70 mm ³ [according to DIN ISO 4649:2021]. Antistatic construction prevents the build-up of static electricity.
Temperature range	-35°C / +80°C.
Safety factor	3,15 : 1
Tube	NR/BR/SBR, black, abrasion resistant, antistatic, smooth.
Reinforcement	Textile wrapped.
Cover	SBR, black, resistant to ozone and weather, antistatic, cloth impression.
Marking	continuous mylartape, white letters: "SEMPERIT (S) SMK Mörtel/ Plaster PN 10 bar".
Notice	Flame resistant cover available on request.

TECHNICAL DETAILS

Article number	Internal-Ø		Wall width	External-Ø	Work. pressure [max.]	Number of inserts	Bending radius (min.)	Weight approx.	Coil length [max.]
	mm	inch							
48451 3202	32,0	1 1/4	10,0	52,0	10	2	350	1,70	20
48451 4080	40,0		8,0	56,0	10	2	400	1,55	40
48451 5010	50,0		10,0	70,0	10	2	500	2,35	40
48451 5002	50,0		10,0	70,0	10	2	500	2,35	20
48451 6010	60,0		10,0	80,0	10	2	600	2,55	40
48451 6002	60,0		10,0	80,0	10	2	600	2,55	20
48451 6510	65,0		10,0	85,0	10	4	650	2,65	40
48451 6502	65,0		10,0	85,0	10	4	650	2,65	20

SM40

Plaster hose - 40 bar



SPECIFICATIONS

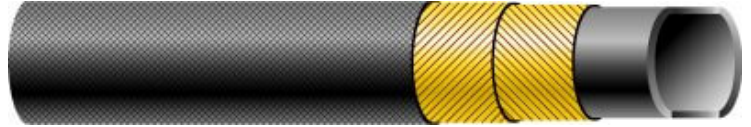
Application	For conveying grout, screed, plaster and gypsum in compact flow process.
Feature	Very long service life due to abrasion resistant quality of the rubber tube and cover. Average wear of the tube 70 mm ³ (according to DIN ISO 4649:2021). The compact reinforcement package provides a very stable cross-section making the hose highly kink resistant and also offers high pressure resistance. Antistatic construction prevents the build-up of static electricity.
Temperature range	-35°C / +80°C.
Safety factor	2,5 : 1
Tube	NR/BR/SBR, black, abrasion resistant, antistatic, smooth.
Reinforcement	Textile wrapped.
Cover	SBR, black, resistant to ozone and weather, antistatic, cloth impression.
Marking	continuous mylartape, yellow letters: "SEMPERIT [S] SM40 Mörtel/Plaster PN 40 bar".
Notice	On request: - with harder rubber quality and higher pressure resistance - with steel wire braid - with fire resistant cover - with several cover colours.

TECHNICAL DETAILS

Article number	Internal-Ø		Wall width	External-Ø	Work. pressure [max.]	Number of inserts	Bending radius [min.]	Weight approx.	Coil length [max.]
	mm	inch							
48386 1960	19,0	3/4	6,0	31,0	40	2	190	0,60	40
48386 2560	25,0	1	6,0	37,0	40	4	220	0,75	40
48386 2570	25,0	1	7,0	39,0	40	4	250	0,80	40
48386 3270	32,0	1 1/4	7,0	46,0	40	4	320	1,10	40
48386 3570	35,0	1 3/8	7,0	49,0	40	4	350	1,15	40
48386 3575	35,0	1 3/8	7,5	50,0	40	4	350	1,20	40
48386 3880	38,0	1 1/2	8,0	54,0	40	4	380	1,40	40
48386 3810	38,0	1 1/2	10,0	58,0	40	4	380	1,90	40
48386 4075	40,0		7,5	55,0	40	4	350	1,35	40
48386 5080	50,0		8,0	66,0	40	4	500	1,70	40
48386 5090	50,0		9,0	68,0	40	4	500	1,95	40
48386 5010	50,0		10,0	70,0	40	4	500	2,20	40
48386 6590	65,0		9,0	83,0	40	4	650	2,55	40
48386 7510	75,0		10,0	95,0	40	4	750	3,60	40

SM1®-STRAHLMEISTER®

Shotblast - 12 bar - EN ISO 3861



SPECIFICATIONS

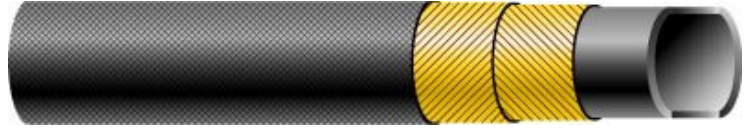
Application	Premium shot blast hose with unique tube quality, for conveying highly abrasive media such as quartz sand, steel shot, corundum, glass, etc.
Feature	Extremely long service life due to the high abrasion resistant quality of the tube. Average wear of the tube 36 mm ³ [according to DIN ISO 4649:2021]. Antistatic construction prevents the build-up of static electricity.
Standard/Approval	Exceeds EN ISO 3861:2008.
Temperature range	-35°C / +80°C.
Safety factor	3,5 : 1
Tube	NR/BR/SBR, black, highly abrasion resistant, electrically conductive, smooth.
Reinforcement	Textile wrapped.
Cover	SBR, black, resistant to ozone and weather, antistatic, cloth impression.
Marking	continuous mylartape, yellow letters: "SEMPERIT (S) SM 1® - STRAHLMEISTER® Sandstrahl / Shotblast WP 12 bar MADE IN EU // // // // //".
Notice	A reinforced insert package for increased stability is available upon request.

TECHNICAL DETAILS

Article number	Internal-Ø		Wall width	External-Ø	Work. pressure [max.]	Number of inserts	Bending radius [min.]	Weight approx.	Coil length [max.]
	mm	inch							
48383 1370	13.0	1/2	7.0	27.0	12	2	130	0.50	40
48383 1950	19.0	3/4	5.0	29.0	12	2	190	0.45	40
48383 1970	19.0	3/4	7.0	33.0	12	2	190	0.65	40
48383 2570	25.0	1	7.0	39.0	12	2	250	0.80	40
48383 3280	32.0	1 1/4	8.0	48.0	12	2	320	1.10	40
48383 3212	32.0	1 1/4	12.0	56.0	12	4	320	1.80	40
48383 3890	38.0	1 1/2	9.0	56.0	12	2	380	1.50	40
48383 3811	38.0	1 1/2	11.1	60.2	12	2	380	1.95	40
48383 4290	42.0		9.0	60.0	12	2	420	1.65	40

SM2®

Shotblast - 12 bar - EN ISO 3861



SPECIFICATIONS

Application	Classic shot blast hose with excellent tube quality for conveying highly abrasive media such as quartz sand, steel shot, corundum, glass, etc.
Feature	Very long service life due to abrasion resistant tube. Average wear of the tube 50 mm ³ [according to DIN ISO 4649:2021]. Antistatic construction prevents the build-up of static electricity.
Standard/Approval	Exceeds EN ISO 3861:2008.
Temperature range	-35°C / +80°C.
Safety factor	3,5 : 1
Tube	NR/BR/SBR, black, abrasion resistant, antistatic, smooth.
Reinforcement	Textile wrapped.
Cover	SBR, black, resistant to ozone and weather, antistatic, cloth impression.
Marking	continuous mylartape, red letters: "SEMPERIT (S) SM2® Sandstrahl Shotblast PN 12 bar".
Notice	A reinforced insert package for increased stability is available upon request.

TECHNICAL DETAILS

Article number	Internal-Ø		Wall width	External-Ø	Work. pressure [max.]	Number of inserts	Bending radius [min.]	Weight approx.	Coil length [max.]
	mm	inch							
48381 1370	13,0	1/2	7,0	27,0	12	2	130	0,50	40
48381 1670	16,0	5/8	7,0	30,0	12	2	160	0,55	40
48381 1970	19,0	3/4	7,0	33,0	12	2	190	0,65	40
48381 2570	25,0	1	7,0	39,0	12	2	250	0,75	40
48381 3280	32,0	1 1/4	8,0	48,0	12	2	320	1,10	40
48381 3212	32,0	1 1/4	12,0	56,0	12	4	350	1,80	40
48381 3890	38,0	1 1/2	9,0	56,0	12	2	380	1,45	40
48381 4290	42,0		9,0	60,0	12	2	420	1,70	40

SM170

Concrete pumping wire - 85 bar - EN 12001



SPECIFICATIONS

Application	Specially developed hose for conveying concrete using concrete pumps. Suitable for conveying highly abrasive media such as concrete, cement and plaster.
Feature	Long service life due to abrasion resistant tube. Average wear of the tube 50 mm ³ [according to DIN ISO 4649:2021]. Flexible and easy to handle, with good kink resistance due to a special hose design. Suitable for reverse pumping, for easy cleaning.
Temperature range	-35°C / +80°C.
Safety factor	2 : 1
Tube	NR/BR/SBR, black, abrasion resistant, antistatic, smooth.
Reinforcement	Steel wrapped.
Cover	SBR, black, resistant to ozone and weather, antistatic, cloth impression.
Marking	continuous mylar tape, yellow letters: "SEMPERIT (S) SM170 inch/DN CONCRETE PUMPING WP 85 bar 1233 PSI weight incl. concrete max. ... kg/m .. lbs/ft Made in EU //////////////"
Notice	The hose conforms to EN 12001:2011 and ASME B30.27-2014.

TECHNICAL DETAILS

Article number	Internal-Ø		Wall width	External-Ø	Work. pressure [max.]	Number of inserts	Bending radius [min.]	Weight approx.	Coil length [max.]
	mm	inch							
48598 5195	50,8	2	9,5	69,8	85	2	250	8,4*	40
48598 6511	65,0		11,0	87,0	85	4	300	12,9*	40
48598 7511	75,0		11,0	97,0	85	4	350	16,3*	40
48598 8012	80,0		12,0	104,0	85	4	380	18,7*	40
64598 0212	101,6	4	12,0	125,6	85	4	450	29,5*	40
64598 1213	125,0		13,0	151,0	85	4	500	43,3*	40

*Weight data in the table are values of the hose filled with concrete.

SM200

Concrete pumping wire - 100 bar - EN 12001



SPECIFICATIONS

Application	Specially developed hose for conveying concrete using concrete pumps. Suitable for conveying highly abrasive media such as concrete, cement and plaster.
Feature	Long service life due to abrasion resistant tube. Average wear of the tube 50 mm ³ [according to DIN ISO 4649:2021]. Thanks to highly abrasion resistant cover, the hose is also particularly resistant to mechanical stress from the outside. Flexible and easy to handle, with good kink resistance due to a special hose design. Suitable for reverse pumping, for easy cleaning.
Temperature range	-35°C / +80°C.
Safety factor	2 : 1
Tube	NR/BR/SBR, black, abrasion resistant, antistatic, smooth.
Reinforcement	Steel wrapped.
Cover	SBR, black, highly abrasion resistant, resistant to ozone and weather, antistatic, cloth impression.
Marking	continuous mylar tape, red letters: "SEMPERIT [S] SM200 inch/DN CONCRETE PUMPING WP 100 bar 1450 PSI weight incl. concrete max. .. kg/m .. lbs/ft Made in EU //////////////"
Notice	The hose conforms to EN 12001:2011 and ASME B30.27-2014.


TECHNICAL DETAILS

Article number	Internal-Ø		Wall width	External-Ø	Work. pressure [max.]	Number of inserts	Bending radius [min.]	Weight approx.	Coil length [max.]
	mm	inch	mm	mm	bar		mm		
48398 5195	50,8	2	9,5	69,8	100	4	250	8,4*	40
48398 6511	65,0		11,0	87,0	100	4	300	14,1*	40
48398 7511	75,0		11,0	97,0	100	4	350	18,4*	40
64398 0213	101,6	4	13,0	127,6	100	4	450	31,1*	40
64398 1214	125,0		14,0	153,0	100	4	500	44,6*	40

*Weight data in the table are values of the hose filled with concrete.

SES55

Material handling - S&D - flat corrugated cover



SPECIFICATIONS

Application	A highly flexible suction and delivery hose for conveying abrasive media, e.g. refuse, grit. Especially for media which is subject to the build-up of static electricity.
Feature	Due to the low weight and high flexibility, this hose is suitable for use at the front end of suction lines that have to be moved by hand.
Temperature range	-35°C / +80°C.
Safety factor	3 : 1
Tube	SBR/NR/BR, black, abrasion resistant, antistatic, smooth.
Reinforcement	Textile wrapped, double steel wire helix.
Cover	SBR/EPDM, black, resistant to ozone and weather, antistatic, flat corrugated with cloth impression.
Marking	continuous mylartape, white letters: "Semperit (S)".
Notice	On request available with MSHA-cover.

TECHNICAL DETAILS

Article number	Internal-Ø		Wall width	External-Ø	Work. pressure [max.]	Number of inserts	Bending radius [min.]	Weight approx.	Coil length [max.]
	mm	inch	mm	mm	bar		mm	kg/m	m
64674 3850	38,1	1 1/2	5,0	48,1	5	2	110	0,80	40
64674 5150	50,8	2	5,0	60,8	5	2	130	1,25	40
64674 6350	63,5	2 1/2	5,0	73,5	5	2	160	1,65	40
64674 7650	76,2	3	5,0	86,2	5	2	190	1,85	40
64674 1060	101,6	4	6,0	113,6	5	2	255	2,90	40
64674 0562	127,0	5	6,0	139,0	5	2	320	3,95	20
64674 0662	152,4	6	6,0	164,4	5	2	380	4,80	20

Vacuum resistance up to -0.9 bar

SMSP

Material handling - 6 bar - S&D



SPECIFICATIONS

Application

Silo hose with very good tube quality for filling and discharging silos and silo trucks. Suction and delivery hose for highly abrasive media such as cement, sand, gravel, granulated materials, pellets, etc.

Feature

The built-in wire helix, improves cross-sectional stability, allows smaller bending radii and makes the hose suitable for suction purposes.
 Very long service life due to abrasion resistant tube.
 Average wear of the tube 50 mm³ [according to DIN ISO 4649:2021].
 Especially flexible and therefore easy to handle.
 Antistatic hose construction and inter-woven copper wire prevents the build-up of static electricity.

Temperature range

-35°C / +80°C.

Safety factor

3,15 : 1

Tube

NR/BR/SBR, black, abrasion resistant, antistatic, smooth.

Reinforcement

Textile wrapped, steel wire helix, copper wire.

Cover

SBR, black, resistant to ozone and weather, antistatic, cloth impression.

Marking

continuous mylartape, silver letters: "SEMPERIT (S) SMSP antiabrasiv Silo SD PN 6 bar".

Notice

Various hose ends available on request.

TECHNICAL DETAILS

Article number	Internal-Ø		Wall width	External-Ø	Work. pressure [max.]	Number of inserts	Bending radius [min.]	Weight approx.	Coil length [max.]
	mm	inch							
64382 5075	50,0		7,5	65,0	6	2	300	1,85	40
48382 7575	75,0		7,5	90,0	6	2	450	2,65	40
64382 7590	75,0		9,0	93,0	6	2	450	3,15	40
48382 0080	100,0		8,0	116,0	6	2	600	3,95	40
64382 0012	100,0		12,0	124,0	6	2	600	5,90	40
64382 0180	110,0		8,0	126,0	6	2	650	4,35	40
64382 1290	125,0		9,0	143,0	6	2	750	5,80	40
64382 1590	150,0		9,0	168,0	6	2	950	7,75	40
64382 0810	203,2	8	10,0	223,2	6	2	1500	10,75	20

Vacuum resistance up to -0.8 bar

2

**HEAVY DUTY
PNEUMATIC AND
HYDRAULIC TRANSPORT**

SIGMA® plus FS 3320

SIGMA - 10 bar - S&D



SPECIFICATIONS

Application	A premium suction and delivery hose for the pneumatic and hydraulic conveying of abrasive materials, such as cement, sand, phosphates, quartz, dolomite, waste glass, dry mixed animal feed, grain, bark, wood shavings, etc.
Feature	<p>The entire feed system is very easy to assemble due to a specially designed coupling system.</p> <p>Average wear of the tube 50 mm³ [according to DIN ISO 4649:2021].</p> <p>Colored wear indicator – for early detection that a replacement is required.</p> <p>MSHA approved cover: MSHA IC-8/19.</p> <p>External, segmented coupling system allows easy replacement of hose. Couplings can normally be reused.</p>
Temperature range	-35°C / +80°C.
Safety factor	3,2 : 1
Tube	NR/BR/SBR, black, abrasion resistant, electrically conductive, colored wear indicator.
Reinforcement	Textile wrapped, zinc plated wire helix.
Cover	EPDM/SBR, black, resistant to ozone and weather, abrasion resistant, electrically conductive, corrugated with cloth impression.
Marking	continuous blue mylartape, white letters: „SEMPERIT [S] SIGMA® plus FS 3320 S&D WP 10 bar Made in Europe // // // // //“.
Notice	<p>ATTENTION: Please refer to the Semperit resistance list or, in case of doubt, contact Semperit.</p> <p>ATTENTION: Please see the special handling and storage guidelines for our Sigma® system. On request: reducers, elbow fittings, branches, adaptors, shut-off valves, etc.</p>

TECHNICAL DETAILS

Article number	Internal-Ø		Wall width	External-Ø	Work. pressure [max.]	Number of inserts	Bending radius [min.]	Weight approx.	Coil length [max.]
	mm	inch	mm	mm	bar		mm	kg/m	m
64574 5140	50,8	2	12,0	74,8	10	2	250	3,0	40
64574 6340	63,5	2 1/2	12,0	87,5	10	2	300	4,0	40
64574 7640	76,2	3	19,0	114,2	10	2	350	8,0	40
64574 0040	101,6	4	15,5	132,6	10	2	500	8,0	40
64574 1202	127,0	5	17,5	162,0	10	4	650	12,4	20
64574 1502	152,4	6	18,0	188,4	10	4	750	14,3	20
64574 2012	203,2	8	19,0	241,2	10	4	1250	18,8	13,3

Vacuum resistance up to 152mm ID -0.9 bar; bigger sizes -0.7 bar.

3

**WATER / WASTE WATER
SUCTION AND DELIVERY
HEAVY DUTY**

IESD

Air/Water - EPDM - 10 bar - S&D



SPECIFICATIONS

Application	Suction and delivery hose for heavy duty use for media such as waste water, sewage and service water. Multi-purpose hose for use in mining, industry, agriculture, gardening, etc.
Feature	EPDM tube and cover resistant to heat, sunlight, ozone and weather. Dimensionally stable and highly flexible.
Temperature range	-30°C / +95°C.
Safety factor	3 : 1
Tube	EPDM, black, smooth.
Reinforcement	Textile wrapped, zinc plated double steel wire helix (DN > 50,0 zinc plated steel wire helix).
Cover	EPDM, black, resistant to ozone and weather, cloth impression.
Marking	continuous mylartape, white letters: "SEMPERIT (S) IESD EPDM Wasser / Water S&D 10 bar Made in Europe".


TECHNICAL DETAILS

Article number	Internal-Ø		Wall width	External-Ø	Work. pressure [max.]	Number of inserts	Bending radius [min.]	Weight approx.	Coil length [max.]
	mm	inch							
64609 1950	19,0	3/4	5,0	29,0	10	2	95	0,60	40
64609 2550	25,0	1	5,0	35,0	10	2	125	0,70	40
64609 3250	32,0	1 1/4	5,0	42,0	10	2	160	0,90	40
64609 3850	38,0	1 1/2	5,0	48,0	10	2	200	1,00	40
64609 5050	50,0		5,0	60,0	10	2	255	1,55	40
64609 6360	63,5	2 1/2	6,0	75,5	10	2	325	2,10	40
64609 7560	75,0		6,0	87,0	10	2	380	2,35	40
64609 7860	76,2	3	6,0	88,2	10	2	380	2,50	40
64609 0270	101,6	4	7,0	115,6	10	2	530	3,92	40
64609 0580	127,0	5	8,0	145,0	10	2	600	5,70	40
64609 0685	152,0	6	8,5	172,0	10	2	800	7,52	20
64609 0810	203,0	8	10,0	223,0	10	2	1100	11,60	20

Vacuum resistance up to -0.9 bar

IFSD

Air/Water - SBR - 10 bar - S&D



SPECIFICATIONS

Application	Suction and delivery hose for heavy duty use for media such as waste water, sewage and service water.
Temperature range	-35°C / +80°C.
Safety factor	3 : 1
Tube	SBR, black, smooth.
Reinforcement	Textile wrapped, zinc plated double steel wire helix (DN > 50,0 zinc plated steel wire helix).
Cover	SBR, black, resistant to ozone and weather, abrasion resistant, cloth impression.
Marking	continuous mylartape, white letters: "SEMPERIT (S) IFSD WATER S&D WP 10 BAR Made in Europe".

TECHNICAL DETAILS

Article number	Internal-Ø		Wall width	External-Ø	Work. pressure (max.)	Number of inserts	Bending radius (min.)	Weight approx.	Coil length (max.)
	mm	inch							
64600 2550	25,0	1	5,0	35,0	10	2	100	0,81	40
64600 3250	32,0	1 1/4	5,0	42,0	10	2	120	0,88	40
64600 3850	38,0	1 1/2	5,0	48,0	10	2	150	1,13	40
64600 5050	50,0		5,0	60,0	10	2	200	1,55	40
64600 6360	63,5	2 1/2	6,0	75,5	10	2	300	2,10	40
64600 7560	75,0		6,0	87,0	10	2	350	2,35	40
64600 7660	76,2	3	6,0	88,2	10	2	350	2,50	40
64600 9070	90,0		7,0	104,0	10	2	450	2,70	40
64600 0270	101,6	4	7,0	115,6	10	2	500	3,68	40
64600 0580	127,0	5	8,0	143,0	10	2	600	5,70	40
64600 0685	152,0	6	8,5	169,0	10	2	800	7,52	20
64600 0810	203,0	8	10,0	223,0	10	2	1100	11,60	20


Vacuum resistance to -0.9 bar

4

AIR / WATER

PLW20

Air/Water - 20 bar



SPECIFICATIONS

Application	A flexible air and water hose for use in industry, commerce and on construction sites.
Temperature range	-30°C / +70°C.
Safety factor	3 : 1
Tube	Synthetic rubber, black, suitable for oil-laden air, smooth.
Reinforcement	Textile spiral (DN > 32 wrapped).
Cover	Synthetic rubber, black, resistant to ozone and weather, smooth (DN > 32 cloth impression).
Marking	continuous inkjet, white letters: "SEMPERIT (S) PLW20 Luft/Wasser Air/Water WP 20 bar/BP 60 bar DN MADE IN EU //////////////". DN >32 continuous mylartape, white letters: "SEMPERIT (S) PLW20 Luft/Wasser Air/Water WP 20 bar/BP 60 bar MADE IN EU //////////////".
Notice	Larger dimensions available on request.

TECHNICAL DETAILS

Article number	Internal-Ø		Wall width	External-Ø	Work. pressure [max.]	Number of inserts	Bending radius [min.]	Weight approx.	Coil length [max.]
	mm	inch							
68102 0630	6,0	1/4	3,0	12,0	20	2	60	0,13	50
68102 0640	6,0	1/4	4,0	14,0	20	2	60	0,17	50
68102 0835	8,0	5/16	3,5	15,0	20	2	80	0,17	50
68102 0845	8,0	5/16	4,5	17,0	20	2	80	0,25	50
68102 1035	10,0	3/8	3,5	17,0	20	2	100	0,20	50
68102 1335	13,0	1/2	3,5	20,0	20	2	130	0,24	50
68102 1340	13,0	1/2	4,0	21,0	20	2	130	0,29	50
68102 1635	16,0	5/8	3,5	23,0	20	2	160	0,29	50
68102 1650	16,0	5/8	5,0	26,0	20	2	160	0,46	50
68102 1935	19,0	3/4	3,5	26,0	20	2	190	0,35	50
68102 1950	19,0	3/4	5,0	29,0	20	2	220	0,52	50
68102 2540	25,0	1	4,0	33,0	20	2	250	0,49	50
68102 2550	25,0	1	5,0	35,0	20	2	250	0,65	50
68102 3265	32,0	1 1/4	6,5	45,0	20	2	320	1,10	50
48410 3865	38,0	1 1/2	6,5	51,0	20	2	350	1,20	40
48410 5070	50,0		7,0	64,0	20	4	500	1,55	40
48410 6380	63,5	2 1/2	8,0	79,5	20	4	630	2,38	40
48410 7580	75,0		8,0	91,0	20	4	750	2,65	40

PL1

Air/Water - 20 bar - yellow



SPECIFICATIONS

Application	Suitable for delivering compressed air and water in power plant, road construction, tunneling and quarrying.
Feature	Easily identified due to distinctive colour.
Temperature range	-40°C / +100°C.
Safety factor	3 : 1
Tube	EPDM, black, suitable for oil-laden air, smooth.
Reinforcement	Textile spiral [DN > 25 wrapped].
Cover	EPDM, yellow, resistant to ozone and weather, abrasion resistant, smooth [DN > 25 cloth impression].
Marking	continuous inkjet, black letters: DN >25 continuous mylartape, blue letters: "SEMPERIT (S) PL1 Druckluft/Wasser Air/Water Mammut WP 20 bar/BP 60 bar MADE IN EU //////////////".

TECHNICAL DETAILS

Article number	Internal-Ø		Wall width	External-Ø	Work. pressure [max.]	Number of inserts	Bending radius [min.]	Weight approx.	Coil length [max.]
	mm	inch	mm	mm	bar		mm	kg/m	m
68416 1350	13,0	1/2	5,0	23,0	20	2	80	0,43	50
68416 1950	19,0	3/4	5,0	29,0	20	2	150	0,52	50
68416 1955	19,0	3/4	5,5	30,0	20	2	150	0,59	50
68416 1960	19,0	3/4	6,0	31,0	20	2	150	0,65	50
68416 2560	25,0	1	6,0	37,0	20	2	185	0,82	50
68416 2570	25,0	1	7,0	39,0	20	2	185	0,95	50
48426 3260	32,0	1 1/4	6,0	44,0	20	2	260	1,00	40
48426 3860	38,0	1 1/2	6,0	50,0	20	2	350	1,16	40
48426 5080	50,0		8,0	66,0	20	4	400	2,30	40
48426 5010	50,0		10,0	70,0	20	4	330	3,00	40
48426 5380	53,0		8,0	69,0	20	4	420	2,45	40
48426 5310	53,0		10,0	73,0	20	4	350	3,10	40
48426 6310	63,5	2 1/2	10,0	83,5	20	4	480	2,90	40
48426 7510	75,0	3	10,0	95,0	20	4	610	3,50	40
56426 1014	101,6	4	14,0	129,6	20	8	720	6,60	40

P16

Air/water mining - CR - 10/16 bar



SPECIFICATIONS

Application	A robust water and compressed air hose for heavy duty use in underground mining.
Feature	Suitable for lubricant-laden compressed air and for water. Cover and tube made of flame retardant rubber in accordance with German LOBA directives.
Standard/Approval	DIN 20018-1:2003, LOBA.
Temperature range	-35°C / +80°C.
Safety factor	Water 2,5 : 1, Air 4 : 1
Tube	CR, black, suitable for oil-laden air, electrically conductive, smooth.
Reinforcement	Textile wrapped.
Cover	CR, black, resistant to ozone and weather, abrasion resistant, resistant to oil, electrically conductive, cloth impression.
Marking	continuous embossed tape: "[S] Mammut - F S ID PN 10/16 DIN 20018 XQYY".
Notice	ATTENTION: It is vital to be aware of the different working pressures for compressed air and water.

TECHNICAL DETAILS

Article number	Internal-Ø		Wall width	External-Ø	Work. pressure [max.]		Number of inserts	Bending radius [min.]	Weight approx.	Coil length [max.]
	mm	inch			Air [bar]	Water [bar]				
48420 1350	13,0	1/2	5,0	23,0	10	16	2	80	0,40	40
48420 1560	15,0		6,0	27,0	10	16	2	100	0,50	40
48420 1960	19,0	3/4	6,0	31,0	10	16	2	150	0,60	40
48420 2570	25,0	1	7,0	39,0	10	16	2	185	0,85	40
48420 3580	35,0	13/8	8,0	51,0	10	16	2	220	1,35	40
48420 4290	42,0		9,0	60,0	10	16	4	260	1,70	40
48420 5310	53,0		10,0	73,0	10	16	4	350	2,30	40
48420 6511	65,0		11,0	87,0	10	16	4	450	3,15	40
56420 8512	85,0		12,0	109,0	10	16	4	600	5,00	20
56420 1114	105,0		14,0	133,0	10	16	6	750	6,90	20
56420 0616	150,0		16,0	182,0	10	16	8	1000	11,65	10

PLD

Air/Water - 40 bar - yellow



SPECIFICATIONS


Application	A robust compressed air hose for oil-laden compressed air. Suitable for use in quarries, surface mining and road construction.
Feature	The steel wire reinforcement makes the hose suitable for high pressure and heavy duty applications. Easily identified due to distinctive colour.
Temperature range	-40°C / +100°C.
Safety factor	3,15 : 1
Tube	EPDM, black, suitable for oil-laden air, smooth.
Reinforcement	Steel braided.
Cover	EPDM, yellow, resistant to ozone and weather, abrasion resistant, cloth impression.
Marking	continuous embossed tape: "SEMPERIT [S] Druckluft Air Wire braid Luna PN 40bar".
Notice	Black cover available on request.

TECHNICAL DETAILS

Article number	Internal-Ø		Wall width		External-Ø		Work. pressure [max.] bar	Number of inserts	Bending radius [min.] mm	Weight approx. kg/m	Coil length [max.] m
	mm	inch	mm	mm	mm	mm					
48400 2664	25,4	1	6,4	38,2	40	1	125	1,15	40		
48400 3875	38,0	1 1/2	7,5	53,0	40	2	190	2,30	40		
48400 5180	50,8	2	8,0	66,8	40	2	260	3,00	40		
48400 7690	76,2	3	9,0	94,2	40	2	450	3,95	40		

Semperit SUPREME®

High Quality Multipurpose Hose - 20 bar



SPECIFICATIONS

Application

The SUPREME® high quality multipurpose hose combines the best of the 3 most common hose applications:

- resistant to hot water and light chemicals
- resistant to oil and fuel
- resistant to high temperature

Additionally SUPREME® stands for an abrasion, ozone and weather resistant cover and ensures highest pressure rates with safety factor of 4:1.

Designed for different challenging multipurpose applications - construction sites, agriculture or industrial plants.

Feature

Our Supreme® multipurpose hose can be used for B7 [EN 590:2017] and B20 with a maximum aromatic content of 40%.

It's not recommended to use our Supreme hose for B100 (pure biodiesel / 100%FAME/RME) as well as E5 [EN 228:2017], E10, E85 and E100 as the material properties might be affected and weakened during usage.

The used high quality performance rubber ensures outstanding properties for heat and oil resistance. Therefore the used liner fulfills RMA class A and the cover compound is according to RMA class B.

The special hose construction allows a very small bending radius as well as excellent kinking behavior.

Temperature range

-40°C / Oil +135°C; Air +120°C; Water +100°C.

Safety factor

4 : 1

Tube

High quality performance rubber, black, resistant to oil and fuel, electrically conductive, smooth.

Reinforcement

Textile spiral.

Cover

High quality performance rubber, black, abrasion resistant, resistant to oil and fuel, resistant to ozone and weather, electrically conductive, smooth, 3 green longitudinal stripes.

Marking

continuous inkjet, white letters: "SEMPERIT [S] Supreme® Multi Purpose Oil/Air/Water PN 20bar DN xx Oil +135°C; Air +120°C; Water +100°C Made in EU".

Notice

The usage of our product is only allowed for land and sea applications.

ATTENTION: As temperature increases or decreases, burst pressure, safe working pressure, coupling retention properties and other safety characteristics of the hose can significantly decrease in closed systems/applications. Failure to consider how temperature and other conditions affect hose performance may cause property damage, serious bodily injury or death.

ATTENTION: For last valid information regarding oil & fuel suitability please always refer to the [Semperit oil & fuel suitability matrix](#) or, in case of doubt, contact Semperit.

ATTENTION: Not to be used as a petrol pump hose.

ATTENTION: Not suitable for the usage as fuel line hose of vehicles and in engine

compartments.
 ATTENTION: Not suitable for supply of any engine-driven vehicles

TECHNICAL DETAILS

Article number	Internal-Ø		Wall width	External-Ø	Work. pressure (max.)	Number of inserts	Bending radius (min.)	Weight approx.	Coil length (max.)
	mm	inch	mm	mm	bar		mm	kg/m	m
68515 0635	6.0	1/4	3.5	13.0	20	2	30	0.16	50
68515 0835	8.0	5/16	3.5	15.0	20	2	40	0.20	50
68515 1035	10.0	3/8	3.5	17.0	20	2	50	0.23	50
68515 1235	12.0		3.5	19.0	20	2	60	0.26	50
68515 1340	13.0	1/2	4.0	21.0	20	2	65	0.31	50
68515 1640	16.0	5/8	4.0	24.0	20	2	80	0.39	50
68515 1945	19.0	3/4	4.5	28.0	20	2	95	0.51	50
68515 2550	25.0	1	5.0	35.0	20	2	125	0.72	50
68515 3260	32.0	1 1/4	6.0	44.0	20	2	160	1.05	50

MP20-EPDM

Multipurpose EPDM - 20 bar



SPECIFICATIONS

Application	Highly flexible multi-purpose hose, with very good ageing, weather and abrasion resistance. Suitable for conveying air and water, as well as many chemical products in industry and agriculture [see resistance list].
Feature	High EPDM quality ensures excellent ozone and weather resistance. Kink resistant due to textile reinforcement. Electrically conductive tube construction prevents the build-up of static electricity. $R < 10^6 \Omega$ [according to EN ISO 8031:2009].
Temperature range	-40°C / +120°C ; max. +100°C fluid temperature in closed systems.
Safety factor	4 : 1
Tube	EPDM, black, electrically conductive, smooth.
Reinforcement	Textile spiral.
Cover	EPDM, black, resistant to ozone and weather, electrically conductive, smooth, 3 blue longitudinal stripes.
Marking	continuous inkjet, white letters: "SEMPERIT [S] MP 20-EPDM MULTI PURPOSE PN 20 BAR DN +100°C [conditionally +120°C] CONDUCTIVE R < 10 ⁶ Ohm/m MADE IN EU //////////////".
Notice	If in any doubt regarding use, please contact Semperit. ATTENTION: As temperature increases or decreases, burst pressure, safe working pressure, coupling retention properties and other safety characteristics of the hose can significantly decrease in closed systems/applications. Failure to consider how temperature and other conditions affect hose performance may cause property damage, serious bodily injury or death. The hose must not be used in constantly pressurized closed systems at temperatures >100°C. ATTENTION: Please refer to the Semperit resistance list or, in case of doubt, contact Semperit. ATTENTION: The temperature of the medium must be lower than its boiling point.

TECHNICAL DETAILS

Article number	Internal-Ø		Wall width	External-Ø	Work. pressure (max.)	Number of inserts	Bending radius (min.)	Weight approx.	Coil length (max.)
	mm	inch	mm	mm	bar		mm	kg/m	m
68024 0635	6.0	1/4	3.5	13.0	20	2	40	0.16	100
68024 0835	8.0	5/16	3.5	15.0	20	2	50	0.20	100
68024 1035	10.0	3/8	3.5	17.0	20	2	60	0.23	100
68024 1340	13.0	1/2	4.0	21.0	20	2	80	0.31	100
68024 1640	16.0	5/8	4.0	24.0	20	2	100	0.39	100
68024 1945	19.0	3/4	4.5	28.0	20	2	115	0.47	50
68024 2550	25.0	1	5.0	35.0	20	2	150	0.67	50
68024 3260	32.0	1 1/4	6.0	44.0	20	4	200	1.05	50
68024 3860	38.0	1 1/2	6.0	50.0	20	4	250	1.20	50

COLORFLEX

Multipurpose EPDM - coloured - 20 bar



SPECIFICATIONS

Application	Highly flexible multi-purpose hose, with very good ageing, weather and abrasion resistance. Suitable for conveying air and water, as well as many chemical products in industry and agriculture [see resistance list].
Feature	Different colours of the hose cover ensure easy recognition during usage. Available colours are: blue, red, orange, yellow, green, grey and black. High EPDM quality ensures excellent ozone and weather resistance. Kink resistant due to textile reinforcement. Electrically conductive tube construction prevents the build-up of static electricity. $R < 10^6 \Omega$ [according to EN ISO 8031:2009].
Temperature range	-40°C / +120°C ; max. +100°C fluid temperature in closed systems.
Safety factor	4 : 1
Tube	EPDM, black, electrically conductive, smooth.
Reinforcement	Textile spiral.
Cover	EPDM, blue, resistant to ozone and weather, isolating [black: electrically conductive], smooth.
Marking	continuous inkjet, black or white letters: "SEMPERIT (S) COLORFLEX PN 20 BAR DN +100°C [conditionally +120°C] MADE IN EU".
Notice	ATTENTION: As temperature increases or decreases, burst pressure, safe working pressure, coupling retention properties and other safety characteristics of the hose can significantly decrease in closed systems/applications. Failure to consider how temperature and other conditions affect hose performance may cause property damage, serious bodily injury or death. The hose must not be used in constantly pressurized closed systems at temperatures >100°C. ATTENTION: Please refer to the Semperit resistance list or, in case of doubt, contact Semperit. ATTENTION: The temperature of the medium must be lower than its boiling point.

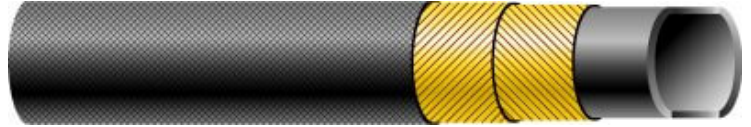
TECHNICAL DETAILS

Article number	Internal-Ø		Wall width	External-Ø	Work. pressure (max.)	Number of inserts	Bending radius (min.)	Weight approx.	Coil length (max.)
	mm	inch	mm	mm	bar		mm	kg/m	m
68480 0635	6.0	1/4	3.5	13.0	20	2	40	0.15	100
68480 0835	8.0	5/16	3.5	15.0	20	2	50	0.18	100
68480 1035	10.0	3/8	3.5	17.0	20	2	60	0.21	100
68480 1235	12.0	9/16	3.5	19.0	20	2	72	0.25	100
68480 1340	13.0	1/2	4.0	21.0	20	2	80	0.30	100
68480 1640	16.0	5/8	4.0	24.0	20	2	100	0.35	100
68480 1945	19.0	3/4	4.5	28.0	20	2	115	0.47	50
68480 2550	25.0	1	5.0	35.0	20	2	150	0.67	50
68480 3260	32.0	1 1/4	6.0	44.0	20	4	200	1.05	50
68480 3865	38.0	1 1/2	6.5	51.0	15	4	230	1.42	50

68480.... blue, 68481.... red, 68482.... orange, 68483.... yellow, 68484.... green, 68485.... grey, 68486.... black.

PWM20

Air/Water - 20 bar EN45545



SPECIFICATIONS

Application	A flexible air and water hose for use in industry, commerce and on construction sites, where flame retardance is requested. Hose suitable for cooling systems (e.g. water, glycol), for e.g. in windmills and server stations and similar industrial applications.
Feature	High EPDM quality ensures excellent ozone and weather resistance. Kink resistant due to textile reinforcement. Electrically conductive tube construction prevents the build-up of static electricity. $R < 10^6 \Omega$ [according to EN ISO 8031:2020].
Standard/approval	Flame retardant according EN45545- 2 (R22 / HL1 and R23 / HL2).
Temperature range	-40°C / +120°C (for water); + 100°C (for air).
Safety factor	3 : 1
Tube	EPDM, black, suitable for oil-laden air, smooth.
Reinforcement	Textile wrapped.
Cover	EPDM, black, resistant to ozone and weather, cloth impression.
Marking	continuous embossed tape: "SEMPERIT [S] PWM 20bar Air/Water WP 20 bar/BP 60 bar EN45545-2 R22 / HL1 ; R23 / HL2 Made in EU // // // //".

TECHNICAL DETAILS

Article number	Internal-Ø		Wall width	External-Ø	Work. pressure [max.]	Number of inserts	Bending radius [min.]	Weight approx.	Coil length [max.]
	mm	inch							
48415 1345	13.0	1/2	4.5	22.0	20	2	65	0.40	40
48415 1650	16.0	5/8	5.0	26.0	20	2	80	0.45	40
48415 1960	19.0	3/4	6.0	31.0	20	2	95	0.60	40
48415 2560	25.0	1	6.0	37.0	20	2	125	0.85	40

5

HOT WATER / STEAM

SUPRA

Multi purpose hose - 15 bar - D



SPECIFICATIONS

Application	High quality and flexible hot water – and cleaning hose, with excellent aging and weather resistance as well good abrasion resistance Due to the robust construction manifold applicable for the transport of hot water and various chemicals (see our resistance list) in industry, molding machines, on construction sites and machines in agricultural field.
Feature	The high quality EPDM/SBR-cover ensures an excellent ozone and weather resistance. Cover is MSHA approved IC-8/19 and oil resistant (tested in accordance with SAE J517:2017). High flexibility combined with very good kinking resistance due to textile reinforcement. Electrically conductive construction prevents the build-up of static electricity $R < 10^6 \Omega$ [according to EN ISO 8031:2020].
Temperature range	-40°C / +120°C. Steam cleaning without pressure up to 130°C / max. 30 min.
Safety factor	3 : 1
Tube	EPDM, black, electrically conductive, smooth.
Reinforcement	Textile wrapped.
Cover	EPDM/SBR, black, resistant to oil, resistant to ozone and weather, electrically conductive, cloth impression.
Marking	continuous mylartape, green tape, transparent letters: "SEMPERIT [S] SUPRA Heißwasser / Hot Water WP 15 bar +120°C Ω MSHA IC – 8/19 MADE IN EU //////////////".
Notice	ATTENTION: Please refer to the Semperit resistance list or, in case of doubt, contact Semperit. ATTENTION: The temperature of the medium must be lower than its boiling point. ATTENTION: Hot water hose is not suitable for steam applications, (for steam use we recommend DS1, DS2, DS3).

TECHNICAL DETAILS

Article number	Internal-Ø	Wall width	External-Ø	Work. pressure [max.]	Number of inserts	Bending radius [min.]	Weight approx.	Coil length [max.]
	mm	mm	mm	bar		mm	kg/m	m
48441 3865	38,0	6,5	51,0	15	2	175	1,00	40
48441 4575	45,0	7,5	60,0	15	4	200	1,50	40
48441 5075	50,0	7,5	65,0	15	4	225	2,00	40
48441 7580	75,0	8,0	91,0	15	4	650	2,80	40

DHH

Hot water - EPDM - 10 bar - D



SPECIFICATIONS

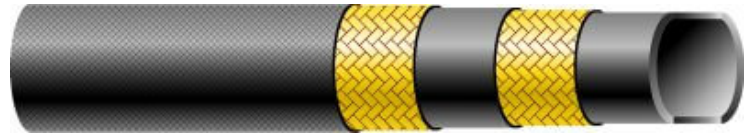
Application	A flexible hose for conveying hot water for many applications in industry. Suitable for transporting anti-freezing agents in cars, tractors and trucks.
Temperature range	-45°C / +120°C. max. +100°C fluid temperature in closed systems.
Safety factor	5 : 1
Tube	EPDM, black, smooth.
Reinforcement	Textile wrapped.
Cover	EPDM, black, resistant to ozone and weather, cloth impression.
Marking	embossed tape: "SEMPERIT (S) DHH HOT WATER WP 10 BAR / +100°C (conditionally +120°C) MADE IN EU".
Notice	<p>ATTENTION: Hot water hose is not suitable for steam applications, (for steam use we recommend DS1 ultra, DS2, DS3).</p> <p>ATTENTION: As temperature increases or decreases, burst pressure, safe working pressure, coupling retention properties and other safety characteristics of the hose can significantly decrease in closed systems/applications. Failure to consider how temperature and other conditions affect hose performance may cause property damage, serious bodily injury or death. The hose must not be used in constantly pressurized closed systems at temperatures >100°C.</p> <p>ATTENTION: The temperature of the medium must be lower than its boiling point.</p>

TECHNICAL DETAILS

Article number	Internal-Ø		Wall width	External-Ø	Work. pressure [max.]	Number of inserts	Bending radius [min.]	Weight approx.	Coil length [max.]
	mm	inch	mm	mm	bar		mm	kg/m	m
48444 1350	13.0	1/2	5.0	23.0	10	2	50	0.35	40
48444 1650	16.0	5/8	5.0	26.0	10	2	80	0.40	40
48444 1945	19.0	3/4	4.5	28.0	10	2	110	0.45	40
48444 1950	19.0	3/4	5.0	29.0	10	2	100	0.50	40
48444 2550	25.0	1	5.0	35.0	10	2	125	0.60	40
48444 2555	25.0	1	5.5	36.0	10	2	125	0.65	40
48444 3260	32.0	1 1/4	6.0	44.0	10	2	150	0.80	40
48444 3860	38.0	1 1/2	6.0	50.0	10	2	190	1.05	40
48444 5175	51.0	2	7.5	66.0	10	2	223	1.20	40
48444 6375	63.5	2 1/2	7.5	78.5	10	4	270	1.95	40
64444 7680	76.0	3	8.0	92.0	10	4	310	2.50	40
64444 1010	102.0	4	10.0	122.0	10	4	370	4.30	40

DS1 ultra

Steam wire - 18/55 bar - EN ISO 6134 2A



SPECIFICATIONS

Application	For the use of saturated steam and hot water in the chemical and petrochemical industry, as well as in plant engineering, the construction industry and shipbuilding.
Feature	The DS1 <i>ultra</i> is designed for highest demands in industry. Two braids of zinc-plated steel-wire offer best resistance to superheated steam (up to + 230 ° C) and prevents corrosion. DS1 <i>ultra</i> is characterized by a high flexibility, small bending radius and small bending force as well. Electrically conductive: Resistance $R < 10^6$ Ohm.
Standard/Approval	EN ISO 6134:2017 Type 2, class A.
Temperature range	-40°C / +210°C [saturated steam], peak +230°C [super heated steam]; +120°C [hot water].
Safety factor	Steam 10 : 1, Hot water 3,15 : 1
Tube	EPDM, black, electrically conductive, smooth.
Reinforcement	Zinc plated steel braided.
Cover	EPDM, black, resistant to ozone and weather, electrically conductive, cloth impression.
Marking	continuous mylartape, red letters: "SEMPERIT [S] DS 1 <i>ultra</i> Sattdampf / Saturated Steam WP 18 bar 210°C [peak +230°C] $R < 10^6$ Ohm MADE IN EU // // // // //", as well as continuous embossed tape "SEMPERIT [S] DS1 <i>ultra</i> EN ISO 6134:2017 2A DAMPF / STEAM - PN 18 bar [1,8 MPa] 210 °C [peak 230°C] NW Ω xQ/YY [with EN dimensions].
Notice	ATTENTION: Use only suitable fittings [clamp fittings according to EN 14423:2016]. ATTENTION: Superheated steam shortens considerably the service life of the hose! ATTENTION: Please refer to our saturated steam table.

TECHNICAL DETAILS

Article number	Internal-Ø		Wall width	External-Ø	Work. pressure [max.]		Number of inserts	Bending radius [min.]	Weight approx.	Coil length [max.]
	mm	inch	mm	mm	Satur. steam [bar]	Hot water [bar]		mm	kg/m	m
68707 1360	13,0	1/2	6,0	25,0	18	55	2	65	0,55	40
68707 1366	13,0	1/2	6,0	25,0	18	55	2	65	0,55	60
68707 1660	16,0	5/8	6,0	28,0*	18	55	2	75	0,60	40
68707 1960	19,0	3/4	6,0	31,0*	18	55	2	90	0,70	40
68707 1970	19,0	3/4	7,0	33,0	18	55	2	90	0,85	40
68707 1976	19,0	3/4	7,0	33,0	18	55	2	90	0,85	60
48707 2575	25,0	1	7,5	40,0	18	55	2	145	1,10	40
48707 3280	32,0	1 1/4	8,0	48,0	18	55	2	200	1,55	40
48707 3880	38,0	1 1/2	8,0	54,0	18	55	2	240	1,80	40
48707 5090	50,0		9,0	68,0	18	55	2	340	2,65	40
48707 5190	50,8	2	9,0	68,8	18	55	2	340	2,65	40

Vacuum resistance up to ID 32: - 0.8 bar; up to ID 50: -0.4 bar * No EN ISO 6134:2017 dimension

DS2-black

Steam wire - EPDM - 18/55 bar - D - black



SPECIFICATIONS

Application	Suitable for conveying saturated steam and hot water.
Standard/Approval	According BS 5342:1985 2A.
Temperature range	-35°C / +210°C [saturated steam], +95°C [hot water].
Safety factor	Steam 10 : 1, Hot water 3,15 : 1
Tube	EPDM, black, electrically conductive, smooth.
Reinforcement	Steel braided.
Cover	EPDM, black, resistant to ozone and weather, cloth impression.
Marking	continuous embossed tape: "SEMPERIT [S] DS2 STEAM HOSE BS 5342:2A ID MM/YY 18 bar/210°C 250psi/410°F DRAIN AFTER USE MADE IN EU //////////////".
Notice	ATTENTION: Superheated steam [e.g. 18bar, 232°C] shortens considerably the service life of the hose! ATTENTION: Please refer to the saturated steam table. Other lengths (up to 60m) for ID up to 25mm available on request.

TECHNICAL DETAILS

Article number	Internal-Ø		Wall width	External-Ø	Work. pressure [max.]		Number of inserts	Bending radius [min.]	Weight approx.	Coil length [max.]
	mm	inch			Satur. steam [bar]	Hot water [bar]				
68700 1355	13,5	1/2	5,5	24,5	18	55	1	80	0,50	40
68700 1960	19,0	3/4	6,0	31,0	18	55	1	110	0,65	40
68700 2565	25,0	1	6,5	38,0	18	55	2	170	1,00	40
48700 3270	32,0	1 1/4	7,0	46,0	18	55	2	150	1,30	40
48700 3875	38,0	1 1/2	7,5	53,0	18	55	2	200	1,55	40
48700 5180	50,8	2	8,0	67,0	18	55	2	300	2,15	40
48700 7685	76,2	3	8,5	93,0	18	55	2	450	3,40	40

* DN 13,5 and DN 76,2 are no BS 5342:1985 2A dimensions

DS2-red

Steam wire - EPDM - 18/55 bar - D - red



SPECIFICATIONS

Application	Suitable for conveying saturated steam and hot water.
Standard/Approval	According BS 5342:1985 2A.
Temperature range	-35°C / +210°C [saturated steam], +95°C [hot water].
Safety factor	Steam 10 : 1, Hot water 3,15 : 1
Tube	EPDM, black, electrically conductive, smooth.
Reinforcement	Steel braided.
Cover	EPDM, red, resistant to ozone and weather, cloth impression.
Marking	continuous embossed tape: "SEMPERIT [S] DS2 STEAM HOSE BS 5342:2A ID MM/YY 18 bar/210°C 250psi/410°F DRAIN AFTER USE MADE IN EU //////////////".
Notice	ATTENTION: Superheated steam (e.g. 18bar, 232°C) shortens considerably the service life of the hose! ATTENTION: Please refer to the saturated steam table. Other lengths (up to 60m) for ID up to 25mm available on request.

TECHNICAL DETAILS

Article number	Internal-Ø		Wall width	External-Ø	Work. pressure [max.]		Number of inserts	Bending radius [min.]	Weight approx.	Coil length [max.]
	mm	inch			Satur. steam [bar]	Hot water [bar]				
68704 1355	13,5	1/2	5,5	24,5	18	55	1	80	0,50	40
68704 1960	19,0	3/4	6,0	31,0	18	55	1	110	0,65	40
68704 2565	25,0	1	6,5	38,0	18	55	2	170	1,00	40
48704 3270	32,0	1 1/4	7,0	46,0	18	55	2	150	1,30	40
48704 3875	38,0	1 1/2	7,5	53,0	18	55	2	200	1,60	40
48704 5180	50,8	2	8,0	67,0	18	55	2	300	2,15	40
48704 7685	76,2	3	8,5	93,0	18	55	2	450	3,40	40

* DN 13,5 and DN 76,2 are no BS 5342:1985 2A dimensions

6

FIRE FIGHTING

INP-UPE-WRAP

Fire Fighting Hose - 40 bar - EN 1947 type C, class 3



SPECIFICATIONS

Application	High quality fire fighting hose used for fire engines.
Feature	The special coating of the cover provides a very low friction coefficient for easy handling during usage as well as dirt resistance and easy cleaning.
Standard/Approval	EN 1947:2014, category II, type C, class 3.
Temperature range	-35°C / +80°C.
Safety factor	3 : 1
Tube	EPDM, black, smooth.
Reinforcement	Textile braided.
Cover	UPE, black, highly abrasion and weather resistant, cloth impression.
Marking	continuous embossed tape: "SEMPERIT [S] INP UPE EN 1947:2014 - II - C - 3 - ID - PN MPa [bar] - XQ/YYYY".

TECHNICAL DETAILS

Article number	Internal-Ø		Wall width	External-Ø	Work. pressure [max.]	Number of inserts	Bending radius [min.]	Weight approx.	Coil length [max.]
	mm	inch	mm	mm	bar		mm	kg/m	m
68478 1966	19,0	3/4	6,5	32,0	40	2	120	0,61	60
68478 2566	25,0	1	6,0	37,0	40	2	130	0,84	60

IWF

Fire Fighting Hose - 22 bar - EN 3-7



SPECIFICATIONS

Application	Flexible hose used for fire extinguishers. Suitable for transporting water and fire extinguishing substances.
Standard/Approval	EN 3-7:2007.
Temperature range	-40°C / +100°C, flow medium up to +50°C.
Safety factor	3 : 1
Tube	EPDM, black, smooth.
Reinforcement	Textile spiral.
Cover	EPDM, black, resistant to ozone and weather, smooth.
Marking	none.

TECHNICAL DETAILS

Article number	Internal-Ø		Wall width	External-Ø	Work. pressure [max.]	Number of inserts	Bending radius [min.]	Weight approx.	Coil length [max.]
	mm	inch	mm	mm	bar		mm		
68901 1230	12,0	1/2	3,0	18,0	22	2	70	0,21	50
68901 1340	13,0	1/2	4,0	21,0	22	2	75	0,29	50
68901 1650	16,0	5/8	5,0	26,0	22	2	95	0,47	50

IWFS

Fire Fighting Hose - 12 bar - EN 694 Typ A1



SPECIFICATIONS

Application	High quality service water hose for reel mounted fire fighting equipment [e.g. airports, buildings and industrial installations, indoors].
Feature	Short term temperature resistant up to +200°C acc. to EN694:2014 Type A1.
Standard/Approval	EN 694:2014 Type A1.
Temperature range	-20°C / +60°C.
Safety factor	3,5 : 1
Tube	EPDM, black, smooth.
Reinforcement	Textile spiral.
Cover	EPDM, black, resistant to ozone and weather, smooth.
Marking	continuous inkjet, white letters: "SEMPERIT (S) IWFS - EN 694:2014 [CSN EN 694:2018] - A - 1 - ID - 1,2[12] - XQ/20YY".

TECHNICAL DETAILS


Article number	Internal-Ø		Wall width	External-Ø	Work. pressure [max.]	Number of inserts	Bending radius [min.]	Weight approx.	Coil length [max.]
	mm	inch	mm	mm	bar		mm	kg/m	m
68023 1940	19,0	3/4	4,0	27,0	12	2	114	0,42	50
68023 2545	25,0	1	4,5	34,0	12	2	150	0,60	50

7

**OIL / FUEL HOSES –
TRANSPORT AND
DELIVERY, MOBILE TANKS**

TMR4

Oil - S&D - SAE R4



SPECIFICATIONS

Application	Suitable for use as an oil return hose according to SAE 100/R4.
Standard/Approval	SAE J517 Type: SAE 100/R4: 2017.
Temperature range	-40°C / +100°C.
Safety factor	4 : 1
Tube	NBR, black, antistatic, smooth.
Reinforcement	Textile wrapped, zinc plated double steel wire helix (DN > 50,0 zinc plated steel wire helix).
Cover	SBR/EPDM, black, resistant to ozone and weather, abrasion resistant, limited resistant to oil, cloth impression.
Marking	continuous embossed tape: "SEMPERIT [S] TMR4 Öl/Oil SD SAE 100/R4-ID MAX. W.P. MPa bar XQ/YY".
Notice	Hose is only suitable for oils according to SAE 100/R4. ATTENTION: It is vital to be aware of the different working pressures.

TECHNICAL DETAILS

Article number	Internal-Ø		Wall width	External-Ø	Work. pressure [max.]	Number of inserts	Bending radius [min.]	Weight approx.	Coil length [max.]
	mm	inch							
48815 1950	19,0	3/4	5,0	29,0	21	2	70	0,60	40
48815 2550	25,4	1	5,0	35,4	17	2	90	0,70	40
48815 3250	31,8	1 1/4	5,0	41,8	14	2	125	0,90	40
48815 3855	38,1	1 1/2	5,5	49,0	10,5	2	150	1,10	40
48815 5155	51,0	2	5,5	62,0	7	2	200	1,35	40
48815 6385	63,5	2 1/2	6,5	76,5	5	2	250	1,90	40
48815 7685	76,2	3	6,5	89,2	5	2	300	2,50	40
64815 1070	102,0	4	7,0	116,0	5	2	410	3,80	40

Vacuum resistance up to -0.9 bar

TMR4 Ultra Flex

Oil - S&D - SAE R4



SPECIFICATIONS

Application	TMR4 ultra flex, the very flexible oil return hose in accordance with SAE J517 100 R4. TMR4 ultra flex has a reduced bending radius (max. 2 x ID) at smaller bending force.
Standard/Approval	SAE J517 Type: SAE 100/R4: 2017.
Temperature range	-40°C / +100°C.
Safety factor	4 : 1
Tube	NBR, black, antistatic, smooth.
Reinforcement	Textile wrapped, zinc plated double steel wire helix (DN > 50,0 zinc plated steel wire helix).
Cover	SBR/EPDM, black, resistant to ozone and weather, abrasion resistant, limited resistant to oil, cloth impression.
Marking	continuous embossed tape: "SEMPERIT [S] TMR4 ULTRA FLEX Ö/Oil SD SAE 100/R4-ID MAX. W.P. MPa bar XQ/YY".
Notice	Hose is only suitable for oils according to SAE 100/R4. ATTENTION: It is vital to be aware of the different working pressures. MSHA cover is possible on request.

TECHNICAL DETAILS

Article number	Internal-Ø		Wall width	External-Ø	Work. pressure (max.)	Number of inserts	Bending radius (min.)	Weight approx.	Coil length (max.)
	mm	inch	mm	mm	bar		mm	kg/m	m
48875 1950	19.0	3/4	5.0	29.0	21	2	35	0.60	40
48875 2550	25.4	1	5.0	35.4	17	2	45	0.70	40
48875 3250	31.8	1 1/4	5.0	41.8	14	2	55	0.90	40
48875 3855	38.1	1 1/2	5.5	49.0	10.5	2	75	1.10	40
48875 5155	51.0	2	5.5	62.0	7	2	100	1.35	40
64875 6365	63.5	2 1/2	6.5	76.5	5	2	125	1.90	40
64875 7665	76.2	3	6.5	89.2	5	2	150	2.50	40
64875 1070	102.0	4	7.0	116.0	5	2	200	3.80	40

Vacuum resistance up to -0.9 bar

TM30

Fuel/Oil - 10 bar - S&D



SPECIFICATIONS

Application	Suction and delivery hose for filling and discharging tanks, petrol tankers and ships with unleaded fuels [EN228:2017] with an aromatic content of components 50% max. Suitable for industrial oils, diesel oils [EN 590:2017], fuel oils [DIN 51 603 parts 1 - 5] and mineral oil-based hydraulic oils.
Temperature range	-40°C / +90°C, oils +100°C.
Safety factor	3 : 1
Tube	NBR, black, electrically conductive, smooth.
Reinforcement	Textile wrapped, zinc plated double steel wire helix (DN > 50,0 zinc plated steel wire helix), 2 crossed copper wires.
Cover	SBR/EPDM, black, resistant to ozone and weather, abrasion resistant, resistant to oil [according SAE J517:2017], cloth impression.
Marking	continuous mylartape, yellow letters: "SEMPERIT (S) TM30 PETROLEUM / OIL S&D WP 10 BAR Made in Europe".
Notice	On request available up to 61m lengths.

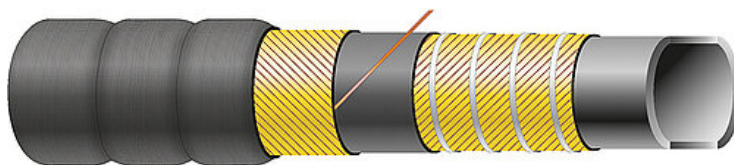
TECHNICAL DETAILS

Article number	Internal-Ø		Wall width	External-Ø	Work. pressure [max.]	Number of inserts	Bending radius [min.]	Weight approx.	Coil length [max.]
	mm	inch	mm	mm	bar		mm	kg/m	m
64816 1350	13,0	1/2	5,0	23,0	10	2	35	0,35	40
64816 1650	16,0	3/8	5,0	26,0	10	2	40	0,50	40
64816 1950	19,0	3/4	5,0	29,0	10	2	45	0,60	40
64816 2550	25,0	1	5,0	35,0	10	2	55	0,70	40
64816 3050	30,0		5,0	40,0	10	2	60	0,80	40
64816 3250	32,0	1 1/4	5,0	42,0	10	2	65	0,90	40
64816 3550	35,0		5,0	45,0	10	2	75	1,00	40
64816 3850	38,0	1 1/2	5,0	48,0	10	2	80	1,10	40
64816 4050	40,0		5,0	50,0	10	2	100	1,15	40
64816 4555	45,0		5,5	56,0	10	2	120	1,25	40
64816 5155	50,8	2	5,5	61,8	10	2	130	1,30	40
64816 6055	60,0		5,5	71,0	10	2	150	1,80	40
64816 6360	63,5	2 1/2	6,0	75,5	10	2	180	2,00	40
64816 7060	70,0		6,0	82,0	10	2	330	2,40	40
64816 7660	76,2	3	6,0	88,2	10	2	350	2,55	40
64816 9060	90,0		6,0	102,0	10	2	380	3,05	40
64816 1070	101,6	4	7,0	115,4	10	2	400	3,90	40
64816 0585	127,0	5	8,5	144,0	10	2	600	5,00	40
64816 0690	152,4	6	9,0	170,4	10	2	800	7,60	40

Vacuum resistance up to -0.9 bar

TM30-flat-corrugated

Fuel/Oil - 10 bar - S&D - flat corrugated



SPECIFICATIONS

Application	Suction and delivery hose with corrugated cover for filling and discharging tanks, petrol tankers and ships with unleaded fuels [EN228:2017] with an aromatic content of components 50% max. Suitable for industrial oils, diesel oils [EN 590:2017], fuel oils [DIN 51 603 parts 1 - 5] and mineral oil-based hydraulic oils.
Feature	Very flexible but still robust, due to flat corrugated cover.
Temperature range	-40°C / +90°C, oils +100°C.
Safety factor	3 : 1
Tube	NBR, black, electrically conductive, smooth.
Reinforcement	Textile wrapped, zinc plated steel wire helix, 2 crossed copper wires.
Cover	SBR/EPDM, black, resistant to ozone and weather, abrasion resistant, resistant to oil [according SAE J517:2017], flat corrugated with cloth impression.
Marking	continuous mylartape, yellow letters: "SEMPERIT [S] TM30 PETROLEUM / OIL S&D WP 10 BAR Made in Europe".
Notice	On request: - corrugated or square corrugated cover.

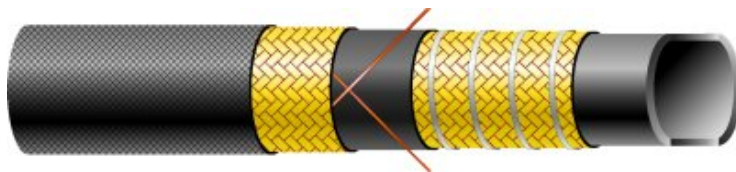
TECHNICAL DETAILS

Article number	Internal-Ø		Wall width	External-Ø	Work. pressure [max.]	Number of inserts	Bending radius [min.]	Weight approx.	Coil length [max.]
	mm	inch	mm	mm	bar		mm	kg/m	m
64851 1950	19,0	3/4	5,0	29,0	10	2	45	0,60	40
64851 2550	25,0		5,0	35,0	10	2	55	0,70	40
64851 3050	30,0		5,0	40,0	10	2	60	0,80	40
64851 3250	32,0	1 1/4	5,0	42,0	10	2	65	0,90	40
64851 3550	35,0		5,0	45,0	10	2	75	1,00	40
64851 3850	38,0	1 1/2	5,0	48,0	10	2	80	1,10	40
64851 4050	40,0		5,0	50,0	10	2	100	1,15	40
64851 5155	50,8	2	5,5	61,8	10	2	130	1,30	40
64851 6055	60,0		5,5	71,0	10	2	150	1,80	40
64851 6360	63,5	2 1/2	6,0	75,5	10	2	150	2,00	40
64851 7060	70,0		6,0	82,0	10	2	210	2,40	40
64851 7660	76,2	3	6,0	88,2	10	2	220	2,55	40
64851 0270	101,6	4	7,0	115,4	10	2	330	3,90	40
64851 0585	127,0	5	8,5	144,0	10	2	420	5,00	40
64851 0690	152,4	6	9,0	170,4	10	2	650	7,60	40

Vacuum resistance up to -0.9 bar

TM1-TANKMEISTER®

Fuel/Oil - 16 bar - S&D - EN1761



SPECIFICATIONS

Application	Compact suction and delivery hose for filling and discharging tanks, petrol tankers and ships with unleaded fuels [EN228:2017] with oxygen content limited according to EEC 85/536 and with an aromatic content of components 50% max. Suitable for industrial oils, diesel oils [EN 590:2017], fuel oils [DIN 51 603 parts 1 - 5] and mineral-oil based hydraulic oils. Also suitable for applications according to EN 12115 in the petrochemicals industry.
Feature	This hose has been tested according to the technical regulations for combustible liquids [TRbF] 131/2:1992.
Standard/Approval	EN 1761:1999, EN 12115:2021.
Temperature range	-30°C / +90°C.
Safety factor	4 : 1
Tube	NBR, black, electrically conductive, smooth.
Reinforcement	Textile braided [DN > 75 wrapped], zinc plated steel wire helix, 2 crossed copper wires.
Cover	CR, black, resistant to ozone and weather, abrasion resistant, resistant to oil, electrically conductive, cloth impression.
Marking	continuous mylartape, yellow letters: "SEMPERIT [S] TM 1-TANKMEISTER® Mineralöl / Oil S&D WP 16 bar R<10 ⁶ OHM MADE IN EU////////", as well as continuous embossed tape "SEMPERIT [S] TM1 EN 1761:1999 EN 12115:2021 TRbF 131/2 NBR1 SD NW.. PN 16 bar Ω/T xQYY".
Notice	To ensure the assembly is leakproof, it must be tested according to EN 12115:2021.

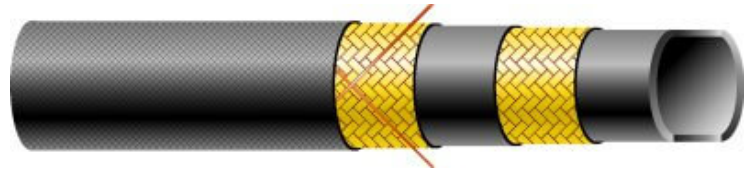
TECHNICAL DETAILS

Article number	Internal-Ø		Wall width	External-Ø	Work. pressure [max.]	Number of inserts	Bending radius [min.]	Weight approx.	Coil length [max.]
	mm	inch							
48120 1960	19,0	3/4	6,0	31,0	16	2	120	0,80	40
48120 2560	25,0	1	6,0	37,0	16	2	150	0,95	40
48120 3260	32,0	1 1/4	6,0	44,0	16	2	175	1,10	40
48120 3865	38,0	1 1/2	6,5	51,0	16	2	225	1,40	40
48120 5070	50,0		8,0	66,0	16	2	275	2,15	40
48120 6380	63,5	2 1/2	8,0	79,5	16	2	300	2,85	40
48120 7575	75,0		8,0	91,0	16	2	350	3,35	40
64120 8075	80,0		8,0	96,0	16	4	380	3,50	40
64120 0080	100,0		8,0	116,0	16	4	450	4,90	40

Vacuum resistance up to -0.9 bar

TM3D-TANKMEISTER®

LPG - 25 bar - D - EN1762



SPECIFICATIONS


Application	Liquified gas delivery hose for filling and draining vehicle tanks according to EN 1762:2019.
Feature	Suitable as a reel mounted hose. Extremely gas-tight tube, tested according to ISO 4080:2009 method 1.
Standard/Approval	EN 1762:2019, DVGW NG-4621B00255.
Temperature range	-30°C / +70°C [liquid gas], +90°C [fuel].
Safety factor	4 : 1
Tube	NBR, black, electrically conductive, smooth.
Reinforcement	Textile braided, 2 crossed copper wires.
Cover	CR, black, resistant to ozone and weather, abrasion resistant, resistant to oil, electrically conductive, cloth impression.
Marking	continuous mylartape, orange letters: "SEMPERIT (S) TM3-D Flüssiggas/Öl LPG/Oil Tankmeister® 3 PN 25 bar EN 1762, DIN-DVGW NG-4621B00255", as well as continuous embossed tape: "SEMPERIT (S) EN 1762:2019 TM3-D D NW PN 25 Ω quarter/year".
Notice	Further development of TM3 design. Improved gas-tight construction according to ISO 4080 method 1.

TECHNICAL DETAILS

Article number	Internal-Ø		Wall width	External-Ø	Work. pressure [max.]	Number of inserts	Bending radius [min.]	Weight approx.	Coil length [max.]
	mm	inch							
48105 1960	19,0	3/4	6,0	31,0	25	2	150	0,65	40
48105 2560	25,0	1	6,5	38,0	25	2	200	0,80	40
48105 3260	32,0	1 1/4	6,5	45,0	25	2	250	1,05	40
48105 3870	38,0	1 1/2	7,0	52,0	25	2	320	1,30	40
48105 5080	50,0		8,0	66,0	25	2	400	1,90	40
48105 7590	75,0		9,0	93,0	25	4	650	2,95	40

TU20

Mineral oil - 20 bar



SPECIFICATIONS


Application	Flexible delivery hose for unleaded fuels [EN228:2017], diesel [EN 590:2017] and heating oils [DIN 51 603 parts 1 - 5] and compressed air. Multi-purpose hose on an NBR-basis for diverse applications in industry, garages, filling stations and automobile repair shops.
Standard/Approval	BS 2050:1978. BS ISO 2878:2017.
Temperature range	-40°C / +100°C.
Safety factor	3 : 1
Tube	NBR, black, electrically conductive, smooth.
Reinforcement	Textile spiral.
Cover	NBR/EPDM, black, resistant to ozone and weather, abrasion resistant, resistant to oil, electrically conductive, smooth.
Marking	continuous inkjet, white letters: "SEMPERIT (S) TU 20 NBR Öl/Luft Oil/Air PN 20 bar Conductive R < 10 ⁶ Ohm/m".
Notice	Electrically conductive: Resistance R < 10 ⁶ Ohm/m [according to EN ISO 8031:2009]. ATTENTION: Not to be used as a petrol pump hose.

TECHNICAL DETAILS

Article number	Internal-Ø		Wall width	External-Ø	Work. pressure [max.]	Number of inserts	Bending radius (min.)	Weight approx.	Coil length (max.)
	mm	inch							
68179 0649	6,0	1/4	4,0	14,0	20	2	40	0,16	100
68179 0849	8,0	5/16	4,0	16,0	20	2	50	0,20	100
68179 1040	10,0	3/8	4,0	18,0	20	2	60	0,22	50
68179 1340	13,0	1/2	4,0	21,0	20	2	80	0,28	50
68179 1645	16,0	5/8	4,5	25,0	20	2	100	0,38	50
68179 1950	19,0	3/4	5,0	29,0	20	2	120	0,50	50
68179 2555	25,0	1	5,5	36,0	20	2	150	0,69	50

TUC20

Mineral oil - 20 bar



SPECIFICATIONS

Application	The TUC20 hose quality is our commodity multipurpose hose which can be used in various standard applications as for example in industry, construction, agriculture or vehicle repair shops.
Feature	Our TUC20 product can be used for B7 [EN 590:2017] and B20 with a maximum aromatic content of 40%. It's not recommended to use our TUC20 hose for B100 (pure biodiesel / 100%FAME/RME) as well as E5 [EN 228:2017], E10, E85 and E100 as the material properties might be affected during usage.
Temperature range	-40°C / +100°C.
Safety factor	3 : 1
Tube	PVC-free quality rubber, black, resistant to oil, electrically conductive, smooth.
Reinforcement	Textile spiral.
Cover	PVC-free quality rubber, black, resistant to ozone and weather, abrasion resistant, resistant to oil, electrically conductive, smooth.
Marking	continuous inkjet, white letters: "SEMPERIT [S] TUC 20 Öl/Luft Oil/Air PN 20 bar Conductive Made in EU //////////////".
Notice	The usage of our product is only allowed for land and sea applications. ATTENTION: For last valid information regarding oil & fuel suitability please always refer to the Semperit oil & fuel suitability matrix or, in case of doubt, contact Semperit. ATTENTION: Not to be used as a petrol pump hose. ATTENTION: Not suitable for the usage as fuel line hose of vehicles and in engine compartments. ATTENTION: Not suitable for supply of any engine-driven vehicles.

TECHNICAL DETAILS


Article number	Internal-Ø		Wall width	External-Ø	Work. pressure [max.]	Number of inserts	Bending radius [min.]	Weight approx.	Coil length [max.]
	mm	inch	mm	mm	bar		mm	kg/m	m
68112 0630	6,0	1/4	3,0	12,0	20	2	30	0,14	50
68112 0830	8,0	5/16	3,0	14,0	20	2	40	0,17	50
68112 0835	8,0	5/16	3,5	15,0	20	2	40	0,20	50
68112 1035	10,0	3/8	3,5	17,0	20	2	50	0,23	50
68112 1335	13,0	1/2	3,5	20,0	20	2	65	0,29	50
68112 1640	16,0	5/8	4,0	24,0	20	2	80	0,40	50
68112 1940	19,0	3/4	4,0	27,0	20	2	95	0,47	50
68112 1945	19,0	3/4	4,5	28,0	20	2	95	0,53	50
68112 2550	25,0	1	5,0	35,0	20	2	125	0,63	50
68112 3250	32,0	1 1/4	5,0	42,0	20	2	160	0,88	50

8

VEHICLE

FUB

Fuel/Oil - 12 bar - SAE J30R2 & SAE J30R6



SPECIFICATIONS

Application	Suitable for the delivery of unleaded fuels [EN 228:2017] and diesel oils [EN 590:2017] for cars, trucks and tractors. Suitable for the usage in engine compartments of trucks.
Feature	Suitable for B100 (100% biodiesel = RME), B20, B7 [EN 590:2017], E5 [EN 228:2017], E10, E85 and E100. The used liner fulfills RMA class A.
Standard/Approval	SAE J30R2 and SAE J30R6.
Temperature range	-40°C / +100°C, ambient temperature +120°C.
Safety factor	4 : 1
Tube	NBR, black, resistant to oil, smooth.
Reinforcement	Textile spiral.
Cover	Quality performance rubber, black, resistant to ozone and weather, resistant to oil, smooth.
Marking	continuous inkjet, white letters: "SEMPERIT [S] FUB KRAFTSTOFF/FUEL ID PN 12 BAR SAE J30R2 / SAE J30R6 MADE IN EU // // // // //".

TECHNICAL DETAILS

Article number	Internal-Ø		Wall width	External-Ø	Work. pressure (max.)	Number of inserts	Bending radius (min.)	Weight approx.	Coil length (max.)
	mm	inch	mm	mm	bar		mm	kg/m	m
68030 0330	3,2	1/8	3,0	9,2*	12	2	20	0,08	50
68030 0430	4,0		3,0	10,0	12	2	25	0,08	50
68030 0431	4,5		3,0	10,5	12	2	27	0,10	50
68030 0530	5,0	3/16	3,0	11,0	12	2	30	0,11	50
68030 0531	5,5		3,0	11,5	12	2	33	0,11	50
68030 0630	6,0		3,0	12,0	12	2	35	0,10	50
68030 0631	6,3	1/4	3,0	12,3	12	2	40	0,10	50
68030 0730	7,0		3,0	13,0	12	2	42	0,12	50
68030 0731	7,5		3,0	13,5	12	2	45	0,13	50
68030 0830	8,0	5/16	3,0	14,0	12	2	50	0,13	50
68030 0930	9,0		3,0	15,0	12	2	55	0,14	50
68030 0931	9,5	3/8	3,0	15,5	12	2	60	0,15	50
68030 1030	10,0		3,0	16,0	12	2	60	0,16	50
68030 1235	12,0		3,5	19,0	12	2	70	0,21	50

* no SAE J30R6 dimension

FBD

Air Brake - 10 bar - DIN 74310



SPECIFICATIONS


Application	Brake hose for vehicle air brake systems and other pneumatic systems in vehicles and trailers.
Standard/Approval	DIN 74310:1993.
Temperature range	-40°C / +70°C.
Safety factor	2,5 : 1
Tube	EPDM, black, smooth.
Reinforcement	Textile spiral.
Cover	EPDM, black, resistant to ozone and weather, abrasion resistant, smooth.
Marking	continuous inkjet, white letters: "SEMPERIT (S) FBD Bremsschlauch/Air-Brake DIN 74310 - ID - PN 10 bar WW YY MADE IN EU //////////////".
Notice	100% pressure tested. Complete inside diameter checked using a ball test.

TECHNICAL DETAILS

Article number	Internal-Ø		Wall width	External-Ø	Work. pressure [max.]	Number of inserts	Bending radius [min.]	Weight approx.	Coil length [max.]
	mm	inch							
68430 0935	9,0		3,5	16,0	10	2	65	0,20	50
68430 1135	11,0	7/16	3,5	18,0	10	2	70	0,22	50
68430 1360	13,0	1/2	6,0	25,0	10	2	80	0,48	50

FKD-R

Cooling - EPDM - 6 bar



SPECIFICATIONS


Application	Cooling hose for combustion engines.
Feature	Good resistance to ageing under the influence of hot water, hot air and anti-freezing agents. Ozone resistant.
Temperature range	-40°C / +120°C.
Safety factor	2,5 : 1
Tube	EPDM, black, smooth.
Reinforcement	Textile spiral.
Cover	EPDM, black, resistant to ozone and weather, smooth.
Marking	continuous inkjet, white letters: "SEMPERIT (S) FKD Kühlwasser/Cooling Water ID x WT >EPDM/PES/EPDM< XQ/YYYY -40°C / +120°C MADE IN EU //////////////".

TECHNICAL DETAILS

Article number	Internal-Ø		Wall width	External-Ø	Work. pressure [max.]	Number of inserts	Bending radius [min.]	Weight approx.	Coil length [max.]
	mm	inch							
68201 1035	10,0	3/8	3,5	17,0	6	2	60	0,22	50
68201 1235	12,0		3,5	19,0	6	2	70	0,25	50
68201 1236	12,5	1/2	3,5	19,5	6	2	75	0,26	50
68201 1335	13,0		3,5	20,0	6	2	80	0,27	50
68201 1435	14,0	9/16	3,5	21,0	6	2	85	0,28	50
68201 1535	15,0		3,5	22,0	6	2	90	0,31	50
68201 1540	15,0		4,0	23,0	6	2	90	0,36	50
68201 1635	16,0	5/8	3,5	23,0	6	2	95	0,32	50
68201 1835	18,0		3,5	25,0	6	2	110	0,34	50
68201 1935	19,0	3/4	3,5	26,0	6	2	115	0,35	50
68201 2035	20,0		3,5	27,0	6	2	120	0,38	50
68201 2235	22,0	7/8	3,5	29,0	6	2	135	0,39	50
68201 2535	25,0	1	3,5	32,0	6	2	150	0,46	50
68201 3255	32,0	1 1/4	5,5	43,0	6	2	195	0,96	50

FPB R67/R110

Propan/Butan - 4,5 bar - D - R67/R110



SPECIFICATIONS

Application	Flexible hose suitable for low pressure delivery of LPG and CNG as part of the propulsion system in vehicles.
Feature	The FPB R67/R110 product can be used with LPG (Liquified Petroleum Gas) and CNG (Compressed Natural Gas).
Standard/Approval	ECE Regulation No. 67, class 2 ECE Regulation No. 110, class 2
Temperature range	-40°C / +125°C.
Safety factor	4 : 1
Tube	Synthetic rubber, black, isolating, resistant to LPG and CNG, smooth.
Reinforcement	Textile spiral.
Cover	Synthetic rubber, black, resistant to ozone and weather, isolating, smooth.
Marking	continuous inkjet, white letters: "SEMPERIT (S) FPB R67/R110 - ECE 67 L.P.G Class 2 - E8 67R - 0110197/ ECE 110 - CNG Class 2 - E8 110R - 0210198 "C" - ID mm - MM/YY MADE IN EU //".
Notice	The usage of our product is only allowed for land and sea applications. ATTENTION: For last valid information regarding oil & fuel suitability please always refer to the Semperit oil & fuel suitability matrix or, in case of doubt, contact Semperit. ATTENTION: Not to be used as a petrol pump hose.

TECHNICAL DETAILS

Article number	Internal-Ø		Wall width	External-Ø	Work. pressure (max.)	Number of inserts	Bending radius (min.)	Weight approx.	Coil length (max.)
	mm	inch	mm	mm	bar		mm	kg/m	m
68132 0430	4.0		3.0	10.0	4.5	2	25	0.09	50
68132 0530	5.0		3.0	11.0	4.5	2	30	0.10	50
68132 0630	6.0		3.0	12.0	4.5	2	40	0.11	50
68132 0635	6.0		3.5	13.0	4.5	2	40	0.14	50
68132 0835	8.0		3.5	15.0	4.5	2	50	0.17	50
68132 1035	10.0		3.5	17.0	4.5	2	60	0.20	50
68132 1135	11.0		3.5	18.0	4.5	2	65	0.22	50
68132 1235	12.0		3.5	19.0	4.5	2	70	0.23	50
68132 1340	13.0	1/2	4.0	21.0	4.5	2	80	0.29	50
68132 1440	14.0		4.0	22.0	4.5	2	85	0.31	50
68132 1640	16.0	5/8	4.0	24.0	4.5	2	100	0.34	50
68132 1735	17.0		3.5	24.0	4.5	2	105	0.31	50
68132 1940	19.0	3/4	4.0	27.0	4.5	2	115	0.40	50
68132 1945	19.0	3/4	4.5	28.0	4.5	2	120	0.46	50

9

OIL / FUEL MATRIX

Semperit Hoses - INDUSTRIAL

21.06.2022 – V6

Application / Anwendung	Hose type / Schlauchtype	Standard	Mineral Oil - max. aromatics**				Diesel / Biodiesel			Gasoline / Benzin				Gas	
			30%	40%	50%	60%	B7 (EN590)	B20	Biodiesel (B100/FAME)	E5 (EN 228)	E10	E85	E100	LPG	CNG
Vehicle Fuel <i>Treibstoffschlauch Fahrzeug</i>	FUB	SAE J30 R2/R6	S	S	S	S	S	S	S	S	S	S	S	X	X
	FUB 386	SAE J30 R2/R6	S	S	S	S	S	S	S	S	S	S	S	X	X
	FMO	see remark*	S	S	S	S	S	S	S	S	S	S	S	X	X
	FMS	see remark*	S	S	S	S	S	S	S	S	S	S	S	X	X
	FUE	see remark*	S	S	S	X	S	S	C	S	S	C	C	X	X
	FPB	see remark ¹	ECE R67/R110	X	X	X	X	X	X	X	X	X	X	S	S
	FPB	see remark ¹	X	X	X	X	X	X	X	X	X	X	S	X	
Petrol Pump <i>Zapfstellenschlauch</i>	TEF 1360	EN 1360	S	S	S	S	S	S	S	S	S	S	S	X	X
	TEU 1360	EN 1360	S	S	S	S	S	S	S	S	S	S	S	X	X
	TMH	see remark*	S	S	S	S	S	S	C	S	S	S	S	X	X
	TOF 319	see remark*	S	S	S	S	S	S	C	S	S	S	S	X	X
Oil / Fuel Tank Truck <i>Tankfahrzeug/Förderung</i>	TM3-D	EN 1762	S	S	S	S	S	S	S	S	S	S	S	S ²	S ²
	TM1	EN 1761 / EN 12115	S	S	S	S	S	S	S	S	S	S	S	X	X
	TM2	EN 1761 / EN 12115	S	S	S	S	S	S	S	S	S	S	S	X	X
	FLEXIOIL	EN 1761 / EN 12115	S	S	S	S	S	S	S	S	S	S	S	X	X
	FLEXIOIL D	EN 1761 / EN 12115	S	S	S	S	S	S	S	S	S	S	S	X	X
	TMSL corrugated	see remark*	S	S	S	S	S	S	S	S	S	S	S	X	X
	TM 30 series	see remark*	S	S	S	X	S	S	C	C	C	C	C	X	X
TM 50 series	see remark*	S	S	S	X	S	S	C	C	C	C	C	X	X	
Onshore for Oil / Fuel	TSF 16 / TSF 20	see remark*	S	S	S	S	S	S	S	S	S	S	S	X	X
Multipurpose Mineral Oil Hoses for Industrial applications <i>Vielzweck Mineralölschlauch für Industrielle Anwendungen</i>	TU 10/20/25	see remark*	S	S	S	C	S	S	C	S	S	C	C	X	X
	TU 40	see remark*	S	S	S	C	S	S	C	C	C	C	C	X	X
	TUC 10/20	see remark*	S	S	C	X	S	S	X	X	X	X	X	X	X
Oil Return	TMR4 series	SAE J517 100 R4	S	S	C	X	S	S	C	C	C	X	X	X	X
Oil Cooling	FKO	see remark*	S	S	C	C	S	S	S	X	X	X	X	X	X
Universal Multipurpose hose (Oil/Hot Water/Light Chemicals) <i>Universeller Vielzweckschlauch (Öl/Heißwasser/Leichte Chemikalien)</i>	Supreme	see remark*	S	S	C	C	S	S	X	X	X	X	X	X	X

* For hose types not assigned to a standard, the generally applicable ASTM references were used for assessment

** The maximum aromatic content validation is based on tests with reference fuel simulants with 30-60% aromatic content

1) Transport of Propane-Butane gas for low pressure applications

2) Suitable for Petrol Pump hose application as well

The suitability classification has been tested in our internal laboratory referring to mentioned standards and the parameters specified therein (such as temperature and test media). The results and categorization in the table above does not reflect the performance of the product in any specific application, but it enables to assign and select the right hose to the relevant medium used.

Table color scheme

S: **Suitable** for continuous service in full- and empty hose systems

C: **Conditional** → might have a limited suitability in real application; because of insufficient data in our hands, we advise to test the hose performance suitability under real conditions prior usage; in case of any questions we recommend contacting [our team](#) for further support

X: **Not recommended / not suitable** → the material properties might be affected and weakened during usage



10

**SEMPERIT INDUSTRIAL HOSES
APPLICATION OVERVIEW**

SEMPERIT INDUSTRIAL HOSES APPLICATION OVERVIEW

Construction & Material Handling Machinery



e.g.: Concrete pumps, plaster spraying machines, air compressors
Sand blasting hoses, mortar hoses, tunnel geniting hoses

Agriculture Equipment



e.g.: Crop spraying machines, silo hoses, harvesters, tractors with attachments
Irrigation hoses, slurry hoses

Other Industrial / comm. Machinery & Equipment



e.g.: Injection molding machines, welding equipment, ...

Transportation & Automotive



e.g.: Hoses for silo trucks, hoses for tank trucks, cooling and break hoses for lorries and trains, tire filling hoses; aircraft refueling hoses...

Processing Equipment: Food, Chemical, Steam



e.g.: Hoses FDA/BfR approved for milk and beverages, cleaning hoses in slaughterhouses, hoses for conveying hazardous chemicals like acid and soaps, steam cleaning devices

11

GENERAL INFORMATION

GENERAL GUIDELINE FOR THE USE OF OUR PRODUCTS

THE CHOICE OF THE CORRECT TYPE OF HOSE IS VERY IMPORTANT FOR THE PROPER AND SAFE USE IN SERVICE.

Therefore when choosing our products, please check the appropriateness of the chosen product for the customer's specific application of you and/or your customer and instruct your customers about the functional range of the products and their limitations accurately.

However the appropriateness of the chosen product for the customer's specific application can only be determined in individual cases and is dependent on the definite installation situation (especially the hose curvature), the combination of the coupling and the compatibility of the medium with the inner coating of the hose (inner core). Further information in the sub-items of this menu (see left side) provide a brief overview on these topics, but do not replace specialist advice in individual cases. Please obtain specialist advice in the event of any uncertainty!

The number of possible operating hours falls if the hose is used under unfavorable operating conditions. These include maximum operational pressure, maximum temperature and minimum bending radius. When several of these factors coincide, the product deteriorates more rapidly and therefore must be replaced sooner.

Therefore please verify the operating conditions regularly and adapt the replacement cycle to them.

Please also check our website for all the important technical information and specifications about our products:

<https://hoses.semperitgroup.com/info-center/technical-information-industrial-hoses/>

Please note: Before using our products with new or untested media, or for applications that are not clearly indicated in the product information, written advice must be obtained from a specialist dealer or a Semperit application engineer. For safety reasons, all products must be inspected regularly for operational safety and replaced in the event of any damage (especially of the cover) or unusual signs of wear and tear. All products must be stored, handled, and maintained in accordance with all our respective instructions and DIN 7716:1982. The information in our catalogue as well as each individual datasheet is subject to change at any time without notice since we are constantly developing and improving our products and due to constant technical developments after the latest release date of the catalogue and/or individual datasheets. To always have the latest product and safety information make sure you visit our website (hoses.semperitgroup.com) regularly or contact one of our specialist dealers or a Semperit application engineer. All contracts concluded with us are exclusively subject to our general terms and conditions (available at semperitgroup.com). Additional important general information about the range, choice and safe use of our products can be found at our website (hoses.semperitgroup.com) and must be followed without exception.

Important notice: Our catalogue and any individual datasheet have been prepared with great care in order to provide you with all the information you need. The information contained therein is based on the state-of-the-art industrial technology and many years of experience and testing; whenever indicated for a certain product, we also confirm conformity with the resistance requirements of the media listed in ISO TR7620:2005(E). However, the individual conditions of storage, maintenance and use decisively affect the safe and durable use of each product. The quality and safety of our products as indicated in the catalogue or individual datasheets are therefore strictly subject to your continuous observance of all specifications and restrictions in our written product information and applicable laws and standards, the specifications regarding resistance to chemicals and our cleaning procedures. We reject any liability for safety issues or other consequences due to improper product choice, maintenance, or handling (e.g. squashing, rupturing, stretching, or filling with non-approved media). Our products must not be used in airplanes or other aerial vehicles under any circumstance. Products delivered by us to the USA are manufactured according to IRPMP2, unless specified otherwise. All other hoses are manufactured according to EN ISO 1307:2008, unless specified otherwise. Our products are not designated for the sale to the general public and do not fulfill the conditions for "GS-certification", unless stated otherwise in the product datasheet.



WARNING: Cancer and Reproductive Harm - www.P65Warnings.ca.gov

Publication date: July 2022 © Semperit Technische Produkte GmbH

IMPORTANT INFORMATION:

An industrial hose should be selected according to the specific conditions of use to ensure a peak performance of the hose. Therefore, it is essential to obtain as much precise information as possible about the application, the medium to be conveyed and the required connections.

EUROPE

AUSTRIA

Semperit Technische Produkte Gesellschaft m.b.H,
Triester Bundeststraße 26, 2632 Wimpassing, Austria

Tel.: +43 2630 310 0

hoses@semperitgroup.com

CZECH REPUBLIC

Semperflex Optimit s.r.o.

Vitkovská ul. 391/29, CZ-74235 Odry

Tel.: +420 556 763 365

sales.odry@semperitgroup.com

GERMANY

Semperflex Rivalit GmbH

Steinhardter Straße 32 A, D-55596 Waldböckelheim

Tel.: +49 6758 92 92 0

rivalit@semperitgroup.com

AFRICA

SINGAPORE

Semperit Industrial Products (S) Pte Ltd.

8 Jurong Town Hall Road,

#29-05/06 The JTC Summit Singapore 609434

Tel.: +65 6275 4690

semperflex.sg@semperitgroup.com

AMERICAS

USA

Semperit America Headquarter

755 Coweta Industrial Parkway

Newnan, GA 30265

Tel.: +1 800 631 2566

sales.us@semperit-usa.com

ASIA / AUSTRALIA / PACIFIC

CHINA

Semperflex Shanghai Ltd.

1255 Cang Gong Road, Shanghai Chemical Industrial Park

Fengxian Subzone, Shanghai 201417, China

Tel.: +86 (0)21 3758 1133

ssh@semperit.com.cn

SINGAPORE

Semperit Industrial Products (S) Pte Ltd.

8 Jurong Town Hall Road,

#29-05/06 The JTC Summit Singapore 609434

Tel.: +65 6275 4690

semperflex.sg@semperitgroup.com

INDIA

Sempertrans India Private Limited (Segment

Semperflex, New Delhi office)

LG-CS-38, Ansal Plaza, Sector-1, Vaishali,

Ghaziabad U.P.201010, India

Tel.: +91 120 4127752

semperflex.india@semperitgroup.com

INDONESIA

Semperit Industrial Products (S) Pte Ltd.

8 Jurong Town Hall Road,

#29-05/06 The JTC Summit Singapore 609434

Tel.: +65 6275 4690

semperflex.sg@semperitgroup.com

www.semperitgroup.com

hoses.semperitgroup.com



SEMPERIT

